


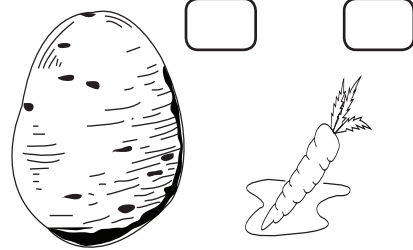
Worksheet 1

1. Follow the instructions as directed in each case.


a. Write 'L' near the longer object.



b. Write 'T' near the thinner object.




c. Write 'S' near the shorter animal.



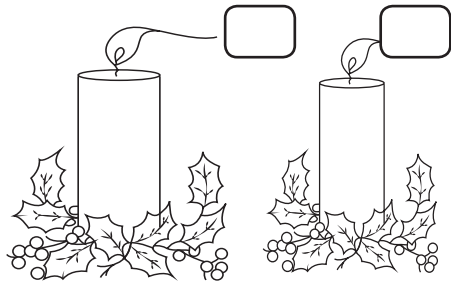
d. Write 'H' near the hen that is heavier.



e. Write 'H' near the bird that is high.



f. Write 'T' near the object that is thicker.



2. Match the time of the day to the pictures using an arrow.



EVENING



MORNING



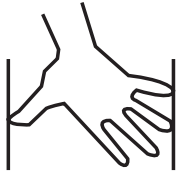
NIGHT



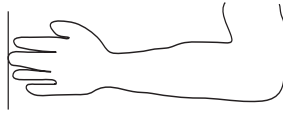
AFTERNOON

3. Identify these early forms of measurement.

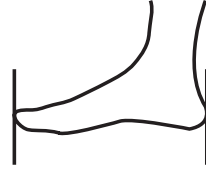
a.



b.



c.




4. Number in increasing order of length.


a.



b.



c.



d.



Worksheet 2





1. Below are containers of different capacities. In the circles, write the letter of the capacity that they show.

a. Least capacity

b. Less capacity

c. More capacity

d. Most capacity



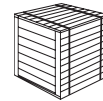
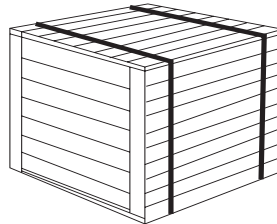
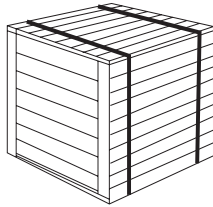
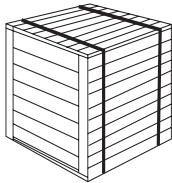
2. Below are crates of different weights. In the circles, write the letter of the weight that they show.

a. Least heavy



b. heavy

c. heavier

d. heaviest



3. Write 'H' for heavy, 'L' for light and 'E' for equal.



4. Sequence the following events by writing the letters in order in the given boxes.

- a. She added the egg yolks.
- b. She put the cake in the oven to bake.
- c. She mixed the butter and the sugar together.
- d. Betty decided to bake a cake for her mother's birthday.
- e. She add the flour, baking powder and vanilla essence.
- f. She measured out the ingredients.



○ ○ ○ ○ ○ ○

Answers to Worksheet 1

3. a. handspan b. cubit c. footspan
4. b. 1 c. 2 a. 3 d. 4

Answers to Worksheet 2

4. d, f, c, e, a, b